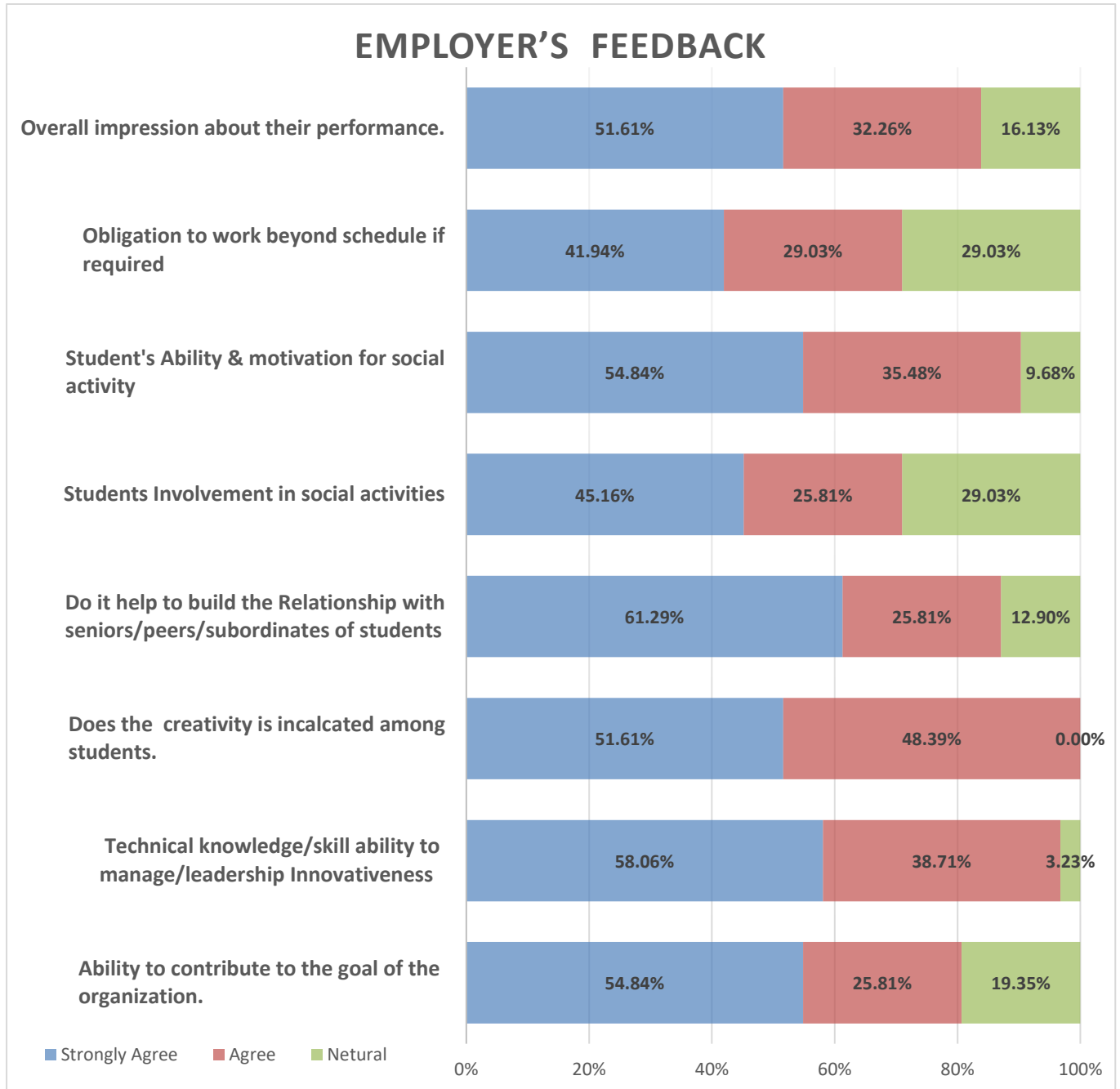


1.4.1 – The institution obtains feedback on the syllabus and its transaction at the institution from

- a. Employer’s Feedback**
 - b. Teacher’s Feedback**
 - c. Alumni’s Feedback**
 - d. Student’s Feedback**
- a. Employer’s Feedback**

Graph: 1



Source: Primary Data (Based on Employer’s Feedback)

Table: 1

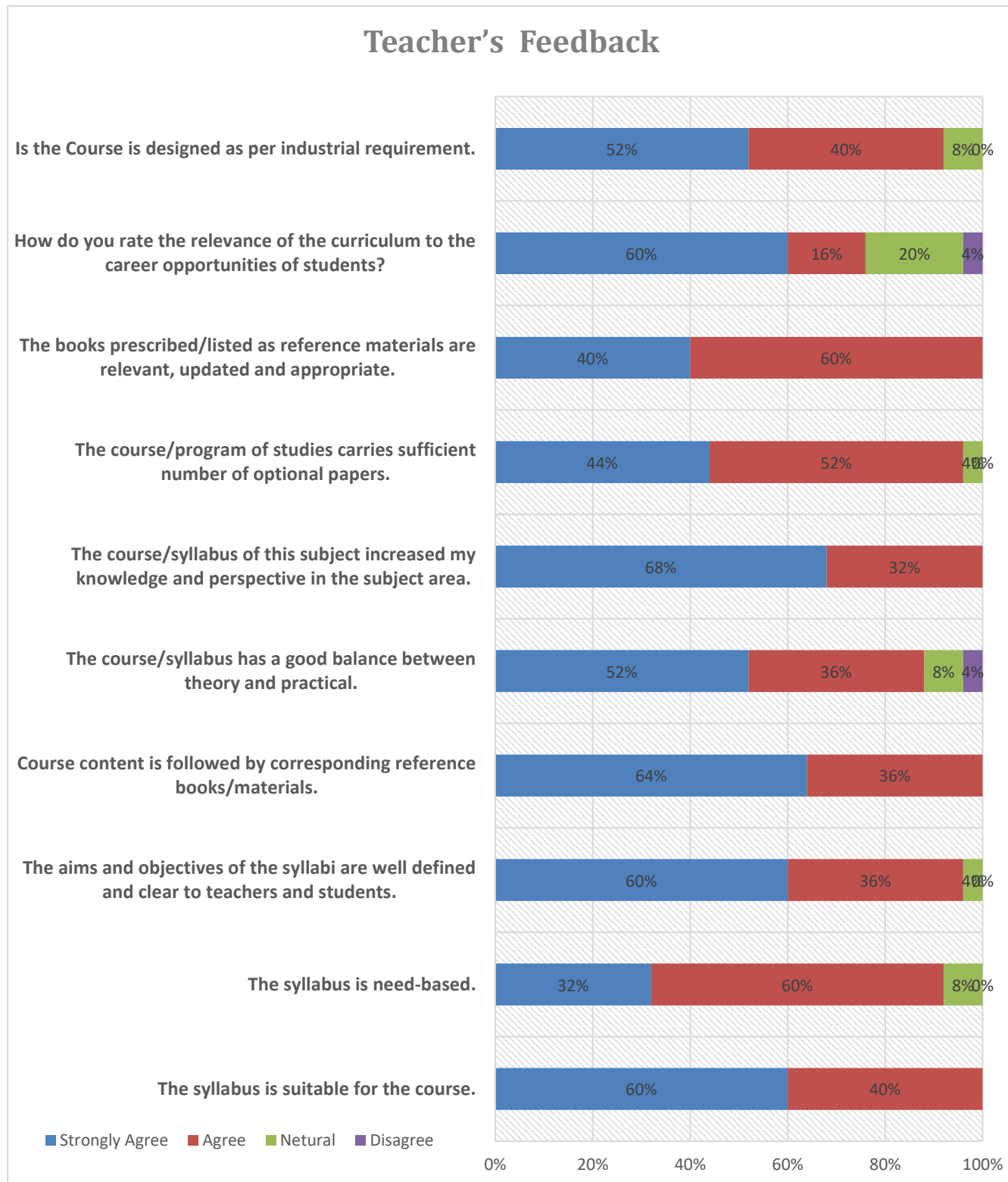
Employer's Feedback	Strongly Agree	Agree	Neutral
Ability to contribute to the goal of the organization.	54.84%	25.81%	19.35%
Technical knowledge/skill ability to manage/leadership Innovativeness	58.06%	38.71%	3.23%
Does the creativity is inculcated among students.	51.61%	48.39%	0.00%
Do it help to build the Relationship with seniors/peers/subordinates of students	61.29%	25.81%	12.90%
Students Involvement in social activities	45.16%	25.81%	29.03%
Student's Ability & motivation for social activity	54.84%	35.48%	9.68%
Obligation to work beyond schedule if required	41.94%	29.03%	29.03%
Overall impression about their performance.	51.61%	32.26%	16.13%

Analysis

- Contributing to Organizational Goals: 80.65% agree that the curriculum shapes students to contribute effectively to organizational objectives.
- Technical Proficiency, Leadership, and Innovation: 96.77% believe the curriculum helps students gain technical skills, leadership abilities, and innovation.
- Promoting Creativity: 100% agree that the curriculum promotes creativity among students.
- Fostering Relationships: 87.10% feel students are effective in building connections with stakeholders.
- Student Social Activities: 70.97% believe students actively engage in social activities.
- Enthusiasm for Social Activities: 90.32% think students possess enthusiasm and aptitude for social activities.
- Willingness to Extend Work Hours: 70.97% believe students are willing to extend work hours when necessary.
- Overall Performance Assessment: 83.87% provide a positive assessment of student performance.

b. Teacher's Feedback

Graph: 2



Source: Primary Data (Based on Teacher's Feedback)

Table: 2

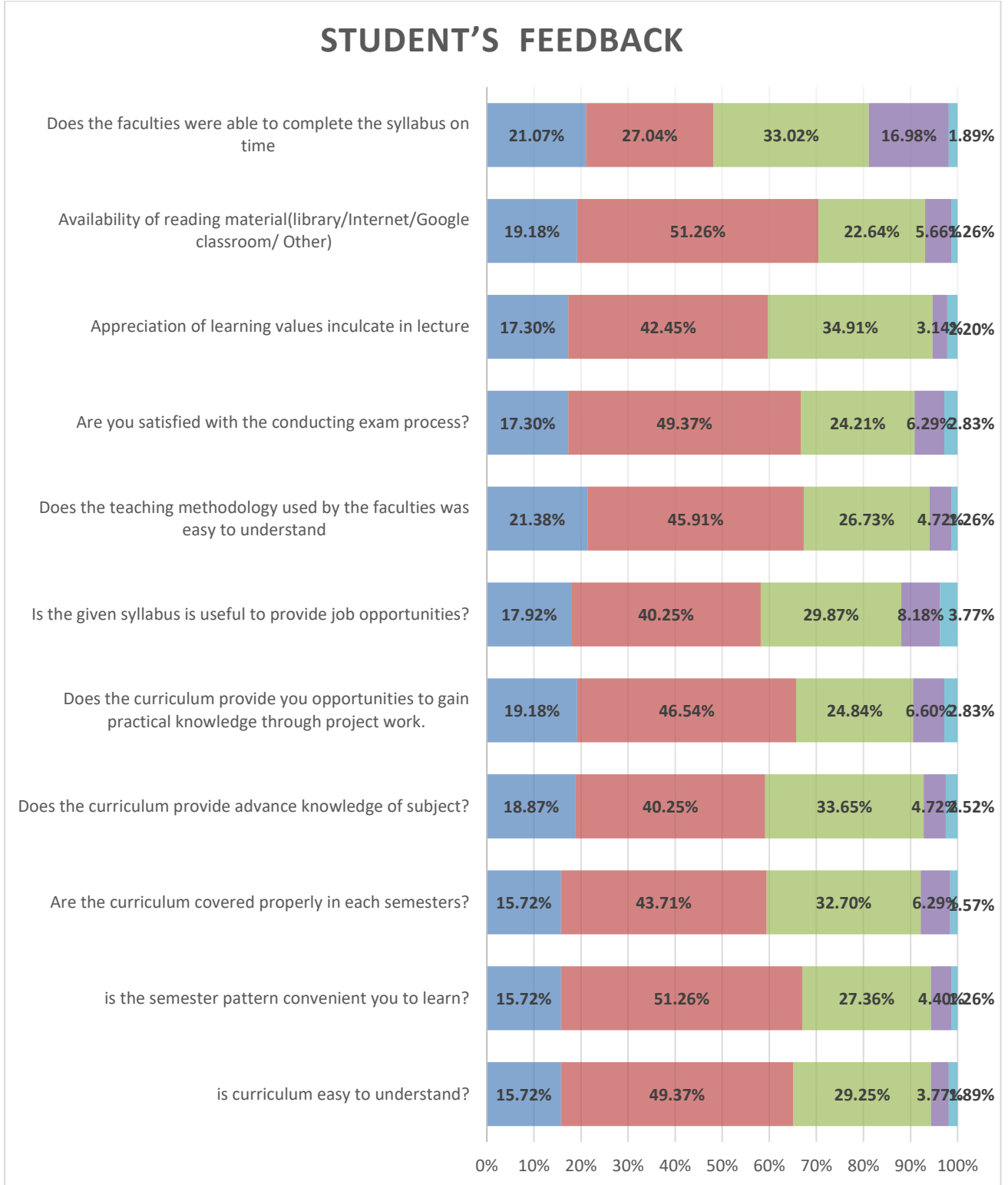
Teacher's Feedback	Strongly Agree	Agree	Neutral	Disagree
The syllabus is suitable for the course.	60%	40%		0
The syllabus is need-based.	32%	60%	8%	0
The aims and objectives of the syllabi are well defined and clear to teachers and students.	60%	36%	4%	0
Course content is followed by corresponding reference books/materials.	64%	36%	0	0
The course/syllabus has a good balance between theory and practical.	52%	36%	8%	4%
The course/syllabus of this subject increased my knowledge and perspective in the subject area.	68%	32%	0	0
The course/program of studies carries sufficient number of optional papers.	44%	52%	4%	0
The books prescribed/listed as reference materials are relevant, updated and appropriate.	40%	60%	0	0
How do you rate the relevance of the curriculum to the career opportunities of students?	60%	16%	20%	4%
Is the Course is designed as per industrial requirement.	52%	40%	8%	0

Analysis

- 100% respondents agreed that the syllabus is considered suitable by a majority of faculties, and also the course content aligns with appropriate reference materials.
- 100% respondents agreed that the course has effectively expanded students' knowledge and perspective, and also the prescribed/reference materials relevant, updated, and appropriate.
- 92% respondents agreed the syllabus is need-based, and also The course design is seen as aligned with industrial requirements
- 96% respondents agreed the syllabus the aims and objectives of the syllabi are well-defined and clear, and also the presence of sufficient optional papers.
- A balanced approach between theory and practical components is perceived by a notable percentage of teachers 88%.
- 76% of teachers perceive the curriculum as aligned with students' career opportunities, while dissenting opinions exist among 4% and 20% remains neutral.

c. Student's Feedback

Graph: 3



Source: Primary Data (Based on Student's Feedback)

Table: 3

Student's Feedback	Strongly Agree	Agree	Netural	Disagree	Strongly disagree
Is curriculum easy to understand?	15.72%	49.37%	29.25%	3.77%	1.89%
Is the semester pattern convenient you to learn?	15.72%	51.26%	27.36%	4.40%	1.26%
Are the curriculum covered properly in each semesters?	15.72%	43.71%	32.70%	6.29%	1.57%
Does the curriculum provide advance knowledge of subject?	18.87%	40.25%	33.65%	4.72%	2.52%
Does the curriculum provide you opportunities to gain practical knowledge through project work?	19.18%	46.54%	24.84%	6.60%	2.83%
Is the given syllabus is useful to provide job opportunities?	17.92%	40.25%	29.87%	8.18%	3.77%
Does the teaching methodology used by the faculties was easy to understand	21.38%	45.91%	26.73%	4.72%	1.26%
Are you satisfied with the conducting exam process?	17.30%	49.37%	24.21%	6.29%	2.83%
Appreciation of learning values inculcate in lecture	17.30%	42.45%	34.91%	3.14%	2.20%
Availability of reading material (library /Internet /Google classroom/ Other)	19.18%	51.26%	22.64%	5.66%	1.26%
Does the faculties were able to complete the syllabus on time	21.07%	27.04%	33.02%	16.98%	1.89%

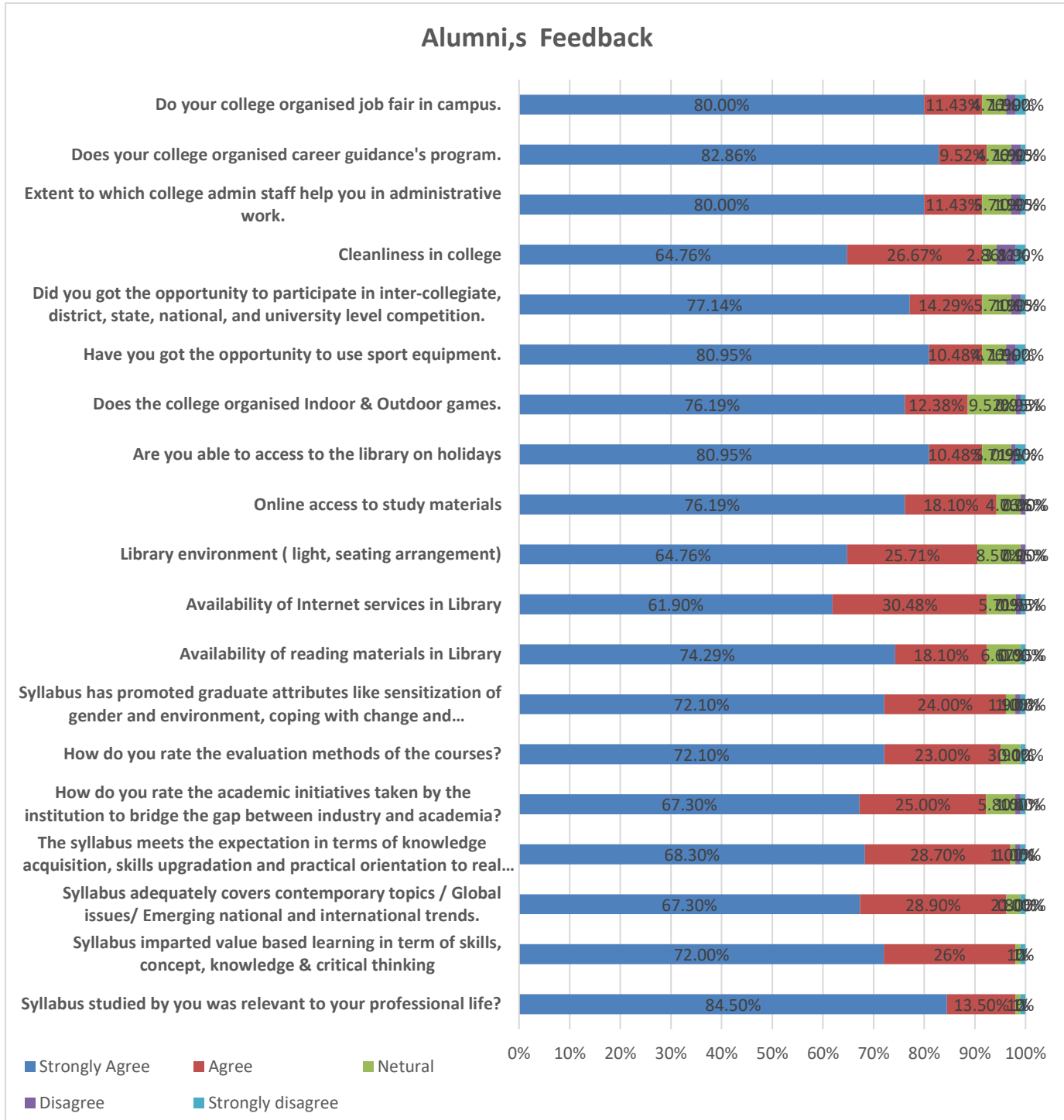
Source: Primary Data (Based on Student's Feedback)

Analysis

- Curriculum Comprehensibility: 65.09% find the curriculum easy to understand.
- Semester Pattern Convenience: 67.98% believe the semester pattern is convenient.
- Effective Curriculum Coverage: 59.43% feel the curriculum is adequately covered each semester.
- Advanced Subject Knowledge: 58.12% think the curriculum imparts advanced subject knowledge.
- Practical Knowledge through Projects: 65.72% find opportunities for practical knowledge through projects.
- Curriculum's Relevance to Job Opportunities: 58.17% believe the curriculum helps provide job opportunities.
- Teaching Methodology: 67.29% find the teaching methodology easy to understand.
- Satisfaction with Exam Process: 66.67% are satisfied with exam conduct.
- Appreciation of Learning Values: 59.75% appreciate learning values in lectures.
- Availability of Reading Material: 70.44% find reading materials available.
- Timely Completion of Syllabus: 48.11% believe faculties can complete the syllabus on time.

d. Alumni's Feedback

Graph: 4



Source: Primary Data (Based on Alumni Feedback)

Table: 4

Alumni's Feedback	Strongly Agree	Agree	Neutral	Disagree	Strongly disagree
Syllabus studied by you was relevant to your professional life?	84.50%	13.50%	1%	0	1%
Syllabus imparted value based learning in term of skills, concept, knowledge & critical thinking	72.00%	26%	1%	0	1%
Syllabus adequately covers contemporary topics / Global issues/ Emerging national and international trends.	67.30%	28.90%	2.80%	0.00%	1.00%
The syllabus meets the expectation in terms of knowledge acquisition, skills upgradation and practical orientation to real life situations.	68.30%	28.70%	1.00%	1.00%	1%
How do you rate the academic initiatives taken by the institution to bridge the gap between industry and academia?	67.30%	25.00%	5.80%	1.00%	1.00%
How do you rate the evaluation methods of the courses?	72.10%	23.00%	3.90%	0.00%	1%
Syllabus has promoted graduate attributes like sensitization of gender and environment, coping with change and enhancement of employability.	72.10%	24.00%	1.90%	1.00%	1.00%
Availability of reading materials in Library	74.29%	18.10%	6.67%	0.00%	0.95%
Availability of Internet services in Library	61.90%	30.48%	5.71%	0.95%	0.95%
Library environment (light, seating arrangement)	64.76%	25.71%	8.57%	0.95%	0.00%
Online access to study materials	76.19%	18.10%	4.76%	0.95%	0.00%
Are you able to access to the library on holidays	80.95%	10.48%	5.71%	0.95%	1.90%
Does the college organised Indoor & Outdoor games.	76.19%	12.38%	9.52%	0.95%	0.95%
Have you got the opportunity to use sport equipment.	80.95%	10.48%	4.76%	1.90%	1.90%
Did you got the opportunity to participate in inter-collegiate, district, state, national, and university level competition.	77.14%	14.29%	5.71%	1.90%	0.95%
Cleanliness in college	64.76%	26.67%	2.86%	3.81%	1.90%
Extent to which college admin staff help you in administrative work.	80.00%	11.43%	5.71%	1.90%	0.95%
Does your college organised career guidance's program.	82.86%	9.52%	4.76%	1.90%	0.95%
Do your college organised job fair in campus.	80.00%	11.43%	4.76%	1.90%	1.90%


Source: Primary Data (Based on Alumni Feedback)

Analysis

- Relevance of Syllabus: 98% of alumni agree the syllabus was relevant to their professional life.
- Value-Based Learning: 98% agree the syllabus imparted value-based learning.
- Knowledge Acquisition and Practical Orientation: 97.2% feel the syllabus meets expectations for knowledge acquisition and practical orientation.

- Knowledge Acquisition and Practical Orientation: 97.2% feel the syllabus meets expectations for knowledge acquisition and practical orientation.
- Industry-Academia Gap Bridging: 92.3% confirm good academic initiatives bridging the industry-academia gap.
- Evaluation Methods: 95.2% rate course evaluation methods as very good.
- Promotion of Graduate Attributes: 96.1% believe the syllabus promotes graduate attributes.
- Library Facilities: Majority agree on availability of reading material (92.3%), better internet services (92.3%), and a conducive environment (92.4%).
- Access to Resources: 94.3% can access online study materials from the library, and 91.4% can access the library on holidays.
- Sports and Recreation: Mixed opinions on sports facilities; 88.5% say indoor/outdoor games aren't organized, but 91.4% had access to sports equipment and participation opportunities.
- Campus Cleanliness and Support Services: High satisfaction with cleanliness (91.3%) and administrative support (91.3%).
- Career Guidance and Job Fair: 91.3% acknowledge career guidance programs, and 92.3% mention campus job fairs.


Sandeep Vishwakarma
Feedback Committee Convener


Dr. Pratima Singh
I/C Principal